


Broadband Acoustic Wave Test Jig for a Multi-element Transducer

Craig E. Nelson - Consultant Engineer


Overall Setup




Various Parts and Pieces



Broadband PVDF Acoustic Wave Sensor with Absorbing Backing – Type 1



Broadband PVDF Acoustic Wave Sensor with Absorbing Backing – Type 2



Transducer Under Test in Place on Test Jig



Home Made Impedance Matching Decade Inductor